

Standard Accessories

Illustrated on the left are accessories supplied with the Movie Camera.

- 1) AC Adaptor, DC Input Lead and AC Mains Lead (→ 10)
- 2) Battery Pack (→ 10)
- 3) Remote Controller and Button-Type Battery (→ 8, 9)
- 4) Lens Cap (→ 11)
- 5) AV Cable (→ 35, 36)
- 6) Shoulder Strap (→ 12)
- 7) Digital Video Head Cleaner (→ 52)
- 8) SD Memory Card (NV-DS50 only) (→ 38)
- 9) Personal Computer Connection Kit (NV-DS30 only) (→ 37)
- 10) USB Connection Kit (NV-DS50 only) (→ 43)

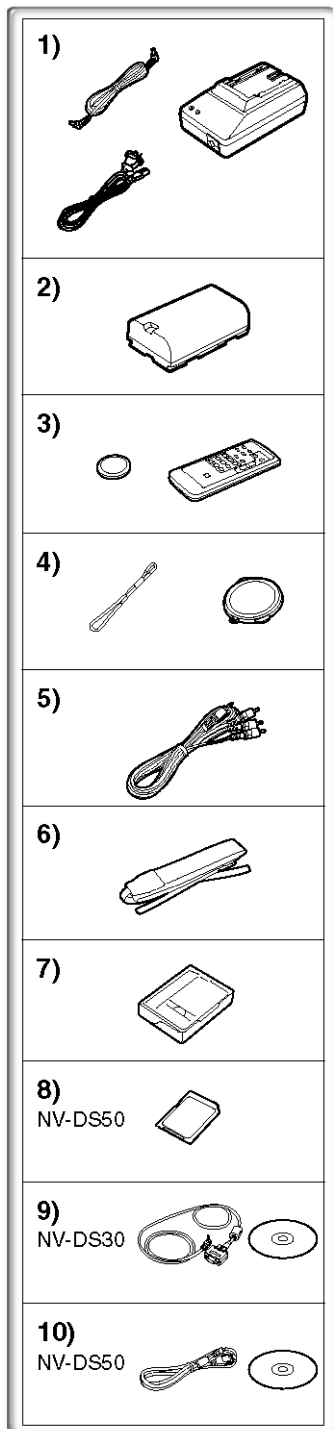
~~~~~

## Optional Accessories

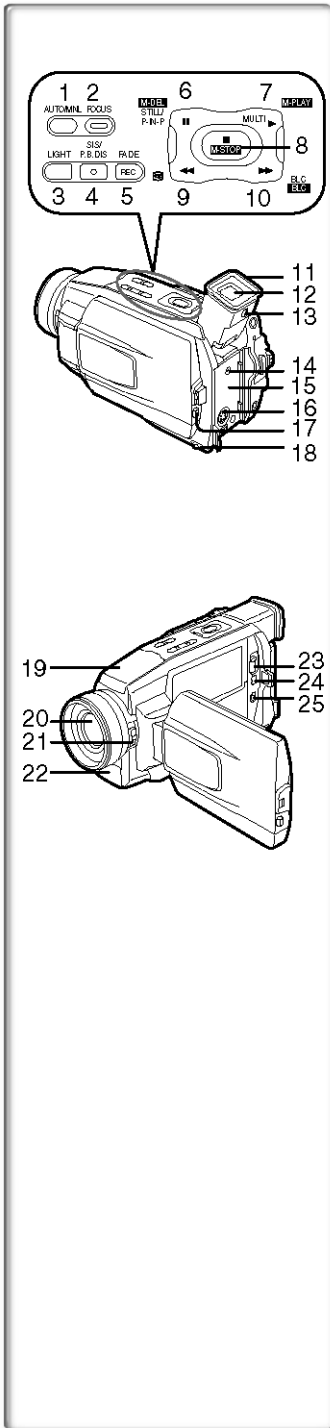
- 1) AC Adaptor (VW-AD9A)
- 2) Battery Pack (Lithium/CGR-D08S/CGR-D120/800mAh)
- 3) Battery Pack (Lithium/CGP-D14S/CGP-D210/1400mAh)
- 4) Battery Pack (Lithium/CGR-D16S/CGR-D220/1600mAh)
- 5) Battery Pack (Lithium/CGP-D28S/CGP-D320/2800mAh)
- 6) Battery Pack (Lithium/CGR-D53S/CGR-D815/5300mAh)
- 7) Battery Pack (Lithium/CGA-D54S/5400mAh)
- 8) Car Battery Charger (VW-KBD2E)
- 9) Filter Kit (VW-LF43WE)
- 10) Wide Conversion Lens (VW-LW4307ME)
- 11) Tele Conversion Lens (VW-LT4314ME)
- 12) Stereo Microphone (VW-VMS2E)
- 13) Shoe Adaptor (VW-SK11E)
- 14) Tripod (VZ-CT55E)
- 15) Personal Computer Connection Kit (VW-DTA10A/VW-DTA9E) (NV-DS30 only)
- 16) DV Editing Software with DV Interface Board (VW-DTM21E)
- 17) DV Editing Software with DV Interface Card (VW-DTM22E)
- 18) DV Editing Software (VW-DTM20E)
- 19) DV Cable (VW-CD1E)

**The following is for the NV-DS50 model only.**

- 20) MultiMediaCard (VW-MMC8E/VW-MMC16E)
  - 21) SD Memory Card (RP-SD008/RP-SD016/RP-SD032/RP-SD064)
  - 22) PC Card Adaptor for SD Memory Card (BN-SDABPE)
  - 23) USB Reader Writer for SD Memory Card (BN-SDCAPE)
- Some optional accessories may not be available in some countries.



## Controls and Components



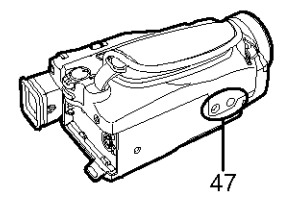
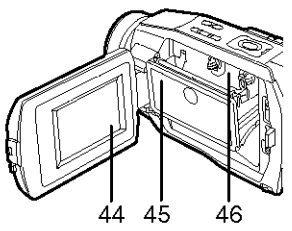
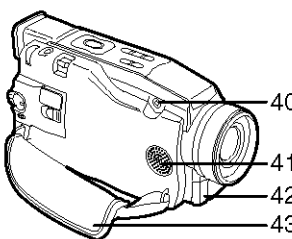
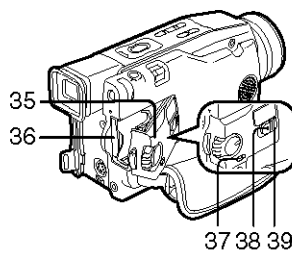
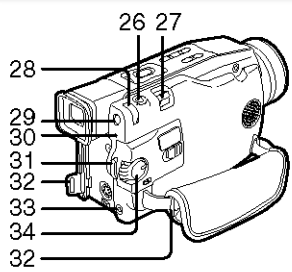
- 1) Mode Selector Button [AUTO/MNL] (→ 18, 25, 26, 27)
- 2) Focus Button [FOCUS] (→ 27)
- 3) Video Light Button [LIGHT] (→ 19)
- 4) Super Image Stabilizer Button [SIS] (→ 22)  
Playback Digital Image Stabilizer Button [P.B.DIS] (→ 30)
- 5) Fade Button [FADE] (→ 22)  
Recording Button [REC] (→ 36, 37)
- 6) Still Button [STILL] (→ 20, 29)  
Picture in Picture Button [P-IN-P] (→ 29)  
Pause Button [II] (→ 32)  
Memory Card Data Delete Button [M-DEL] (NV-DS50 only) (→ 42)
- 7) Play Button [▶] (→ 30)  
Playback Multi Button [MULTI] (→ 30)  
Memory Card Play Button [M-PLAY] (NV-DS50 only) (→ 40)
- 8) Stop Button [■] (→ 30)  
Memory Card Stop Button [M-STOP] (NV-DS50 only) (→ 40)
- 9) Recording Check Button [RECORDING] (→ 18)  
Rewind/Review Button [◀◀] (→ 30, 31)
- 10) Backlight Button [BLC] (→ 23, 39)  
Fast Forward/Cue Button [▶▶] (→ 31)
- 11) Eyecup
- 12) Viewfinder (→ 13, 53)

.....

- Due to limitations in LCD production technology, there may be some tiny bright or dark spots on the Viewfinder screen. However, this is not a malfunction and does not affect the recorded picture.

.....

- 13) Eyepiece Corrector Knob (→ 13)
- 14) DC Input Socket [DC IN] (→ 10)
- 15) Battery Holder
- 16) S-Video Input/Output Socket [S-VIDEO] (→ 35, 36)
- 17) LCD Monitor Open Button [PUSH OPEN] (→ 13)
- 18) Battery Release Lever [BATT RELEASE] (→ 10)
- 19) Microphone (built-in, stereo) (→ 21)
- 20) Lens
- 21) 0-Lux Recording Switch [0 LUX ON/OFF] (→ 23)
- 22) Built-in Video Light (→ 19)
- 23) Cassette Eject Lever [TAPE EJECT] (→ 12)
- 24) DV Terminal (→ 37)
  - Connect this to the digital video equipment.
- 25) Digital Still Picture Terminal [TO PC] (NV-DS30 only) (→ 37)  
USB Socket [TO PC] (NV-DS50 only) (→ 43)



- 26) Photoshot Button [PHOTOSHOT] (→ 20, 39)
- 27) Zoom Lever [W/T] (→ 21)  
Volume Lever [VOLUME] (→ 30)
- 28) Multi-Function Dial [PUSH] (→ 14, 25, 26, 27)
- 29) Menu Button [MENU] (→ 14)
- 30) Power Lamp [POWER] (→ 18, 30, 39)
- 31) Recording Start/Stop Button (→ 18)
- 32) Shoulder Strap Holders (→ 12)
- 33) Audio-Video Input/Output Socket [A/V IN/OUT] (→ 35, 36)  
Headphone Socket [PHONES] (→ 48)
  - Connecting an AV Cable to this socket activates the Movie Camera's built-in speaker, but connecting a headphone, etc. deactivates it.
- 34) Off/On Mode Selector Switch [VCR/OFF/CAMERA/M-CARD] ([M-CARD] NV-DS50 only) (→ 12, 18, 30, 39, 50)
- 35) Card Slot Cover (NV-DS50 only) (→ 38)
- 36) Card Slot (NV-DS50 only) (→ 38)
- 37) Card Lock Switch [LOCK] (NV-DS50 only) (→ 39, 40)
  - When you want to record in Camera Mode, setting to lock prevents the [VCR/OFF/CAMERA/M-CARD] Switch to be set to [M-CARD] by accident.
- 38) Card Access Lamp [ACCESS] (NV-DS50 only) (→ 38)
- 39) Card Slot Cover Open Lever [OPEN] (NV-DS50 only) (→ 38)
- 40) Microphone Socket [EXT MIC]
  - Connect with an external microphone or audio equipment. (When this socket is in use, the built-in microphone does not operate.)
- 41) Speaker (→ 30)
- 42) Remote Control Sensor (→ 9)  
Built-in Infra-red Beam Emitters (→ 23)
- 43) Grip Belt (→ 11)
- 44) LCD Monitor (→ 13, 53)

---

• Due to limitations in LCD production technology, there may be some tiny bright or dark spots on the LCD Monitor screen. However, this is not a malfunction and does not affect the recorded picture.

---

- 45) Cassette Compartment Cover (→ 12)
- 46) Cassette Holder (→ 12)
- 47) Tripod Receptacle
  - Used for mounting the Movie Camera on an optional tripod.